

Made for the
Moment:

THE GREEN HOUSE®
Model



the
green
house
project



Revolutionizing care
to empower lives.



Real Home: Size Matters!




Private Rooms &
Baths



Access to Outside



Meaningful Life – *It's All About Relationships*



Honoring Natural Rhythms



Empowered Staff

Meals prepared and served in the Green House homes



It's All About Leadership



The Power of Consistent Staffing



Versatile Workers

Empowerment through Education

- CNA – required as a foundation
- 80 Hours additional training:
 - Safe food handling
 - CPR / First Aid
 - Culinary skills
 - Home maintenance/ management skills
- 48 hours Green House Training:
 - Dementia care – The Best Life Approach
 - Critical Thinking for Clinical Excellence
 - Communication
 - Teamwork skills
 - Policies & Procedures





Momentum

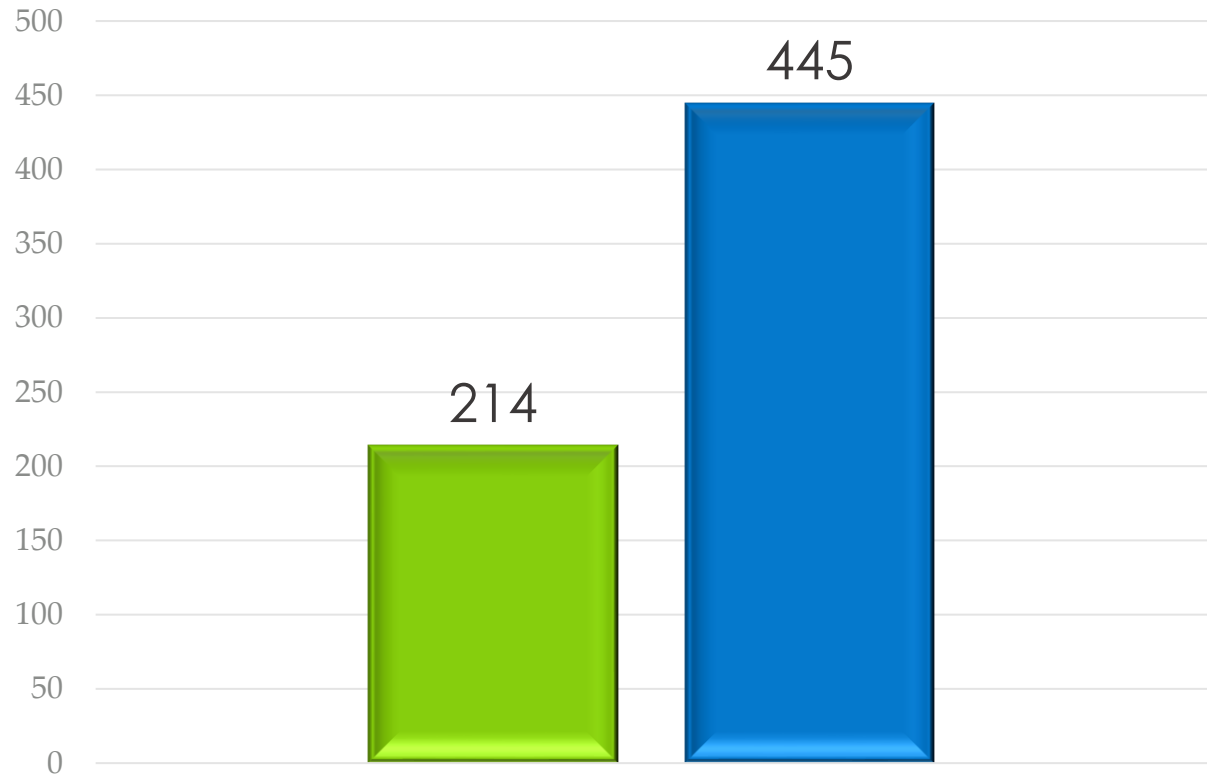
- 359 Homes
- 32 states



COVID-19 and Green House Homes

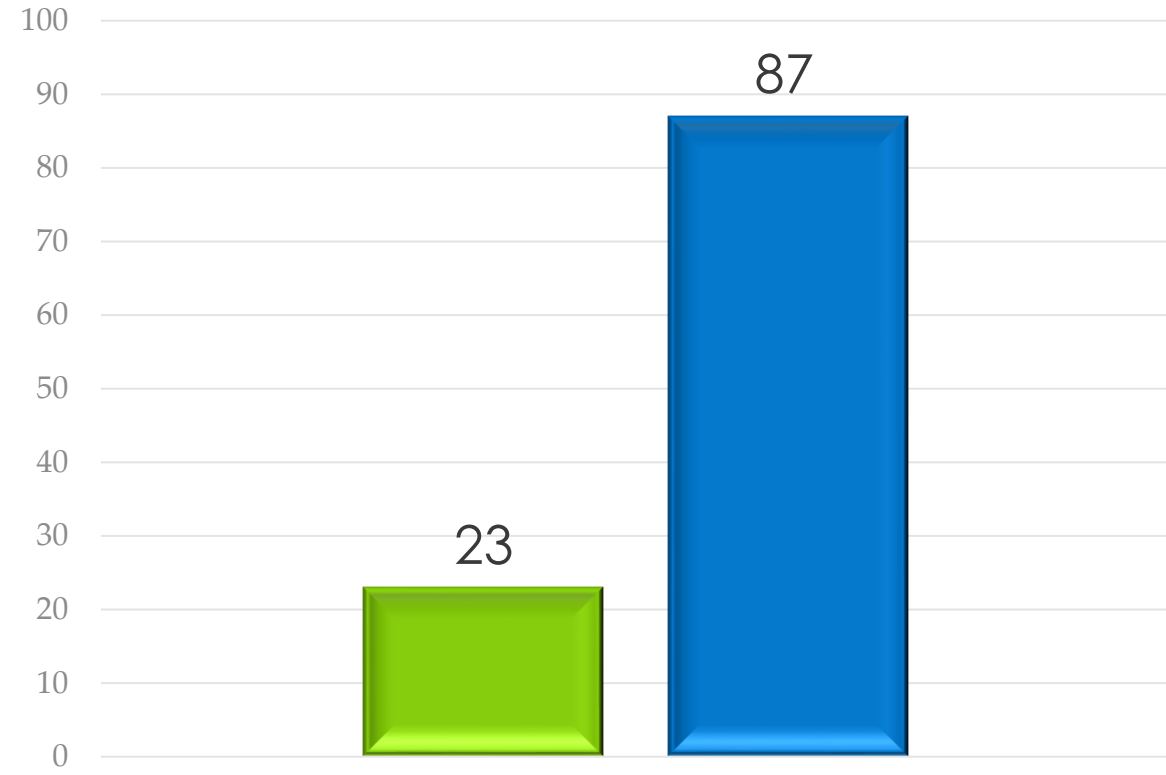
Comparison of Green House/Small House Skilled Nursing to National Nursing Home Data

1/1/20 – 12/27/20



Elder COVID-19 cases per 1000 nursing home residents

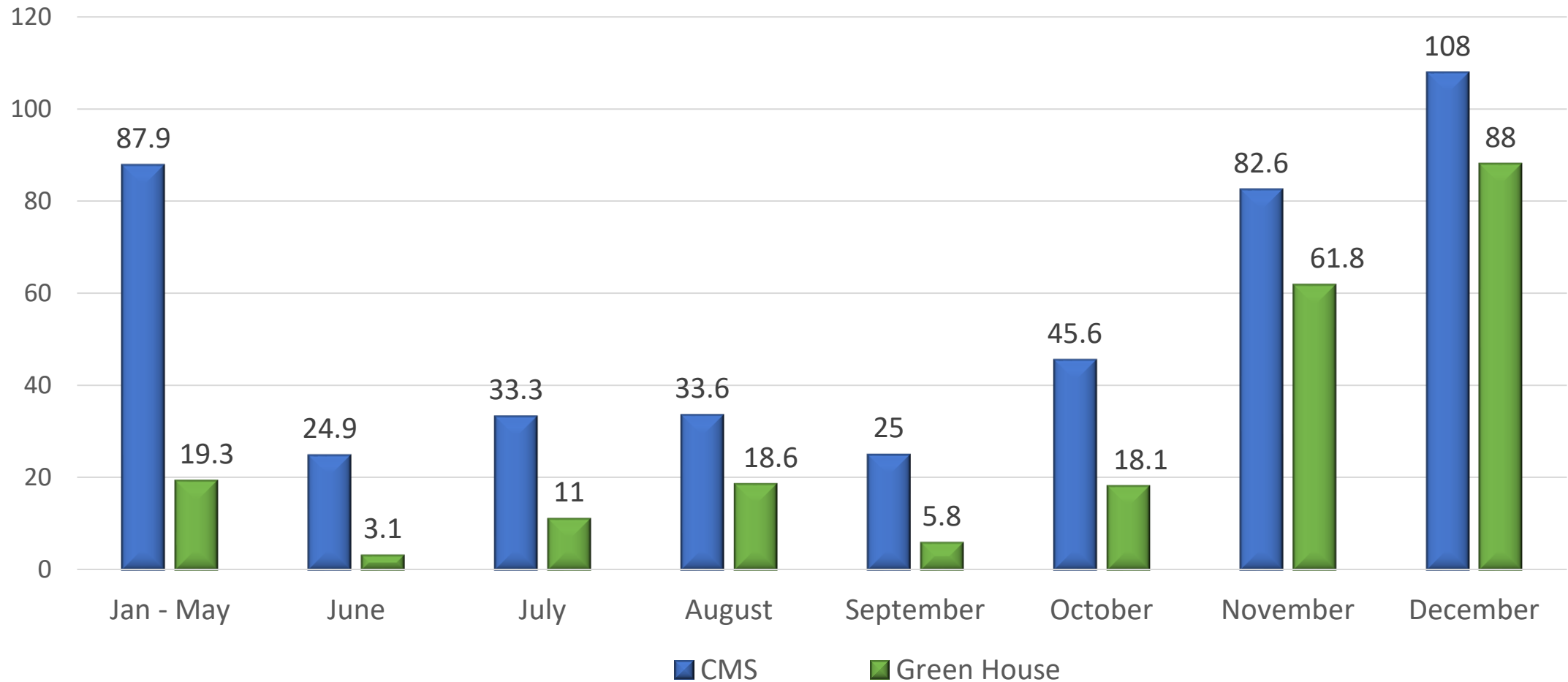
■ Green House ■ Certified Skilled Nursing Homes



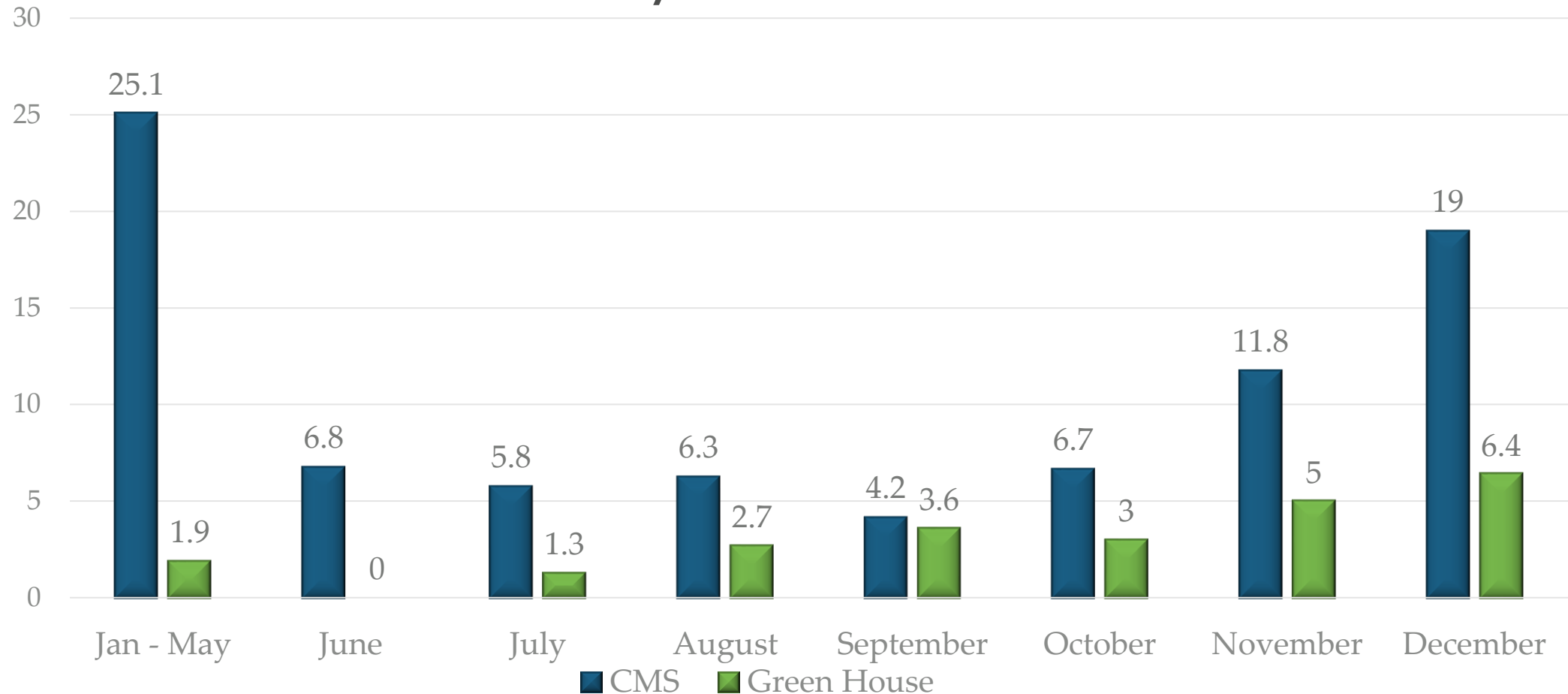
Elder COVID-19 deaths per 1000 nursing home residents

■ Green House ■ Certified Skilled Nursing Homes

CMS Data and Green House/Small House Confirmed Cases per 1000 nursing Home Residents by Month



CMS Data and Green House/Small House Deaths per 1000 nursing Home Residents by Month



Nursing Homes and COVID-19

- Nursing homes have most COVID-19 cases and highest mortality
 - Resident risk factors
 - Organizational risk factors
- Smaller nursing home size reduces some risk factors
- Select models of nursing home care may be additionally protective
 - Particular interest in nontraditional small house nursing homes

Methods: Comparing COVID-19 Across Nursing Homes Types

- Published studies indicated that the level of community spread, and the size of nursing homes were factors that correlated with nursing home COVID-19 rates.
- Study Focus
 - Compare COVID19 case rates and mortality with Green House Homes to traditional homes in the same geographic region
 - Compared Green House Homes to traditional nursing homes with small (< 50 beds) and larger (\geq 50 beds) homes

Methods: Comparing COVID-19 Across Nursing Homes Types

- Green House Providers submitted monthly data on the COVID-19 incidence and mortality.
- Green House rates were compared to the publicly reported COVID-19 Nursing Home Data collected by the CDC's national Healthcare Safety Network (NHSN) found at <https://data.cms.gov/stories/s/COVID-19-Nursing-Home-Data/bkwz-xpvg>
- Study Period: 1/20/20 – 7/31/20
- Sample Includes:
 - 43 Green House Organizations with 219 Green House Homes
 - 177 Traditional Nursing Homes with < 50 beds
 - 215 Traditional Nursing Homes with >50 beds
 - Representation from 20 States

Results: Comparing Extreme Rates

Results are reported at the 75th percentile because the low rates (large number of zeros) skewed usual the mean and median statistics.

Rate of COVID-19 Cases at the 75 th Percentile, by Nursing Home Type	
Nursing Home Type	75 th Percentile of COVID-19 Cases (per 100 residents followed over 7 months)
Green House Homes	2.92
Traditional < 50 beds	5.48
Traditional ≥ 50 beds	27.0

- Traditional Homes with <50 beds have **twice** the rate of The Green House Homes
- Traditional Homes with >50 bed have **nine times** the rate of The Green House Homes

Results: Comparing Extreme Rates

Results are reported at the 75th percentile because the low rates (large number of zeros) skewed usual the mean and median statistics.

Rate of COVID-19 Mortality at the 75th Percentile, by Nursing Home Type

Nursing Home Type	75 th Percentile of COVID-19 Mortality (per 100 positive cases)
Green House Homes	< .01
Traditional < 50 beds	50
Traditional ≥ 50 beds	30

- Traditional homes with <50 beds had a higher rate of mortality than The Green House Homes and Traditional Homes with >50 beds.

Conclusions

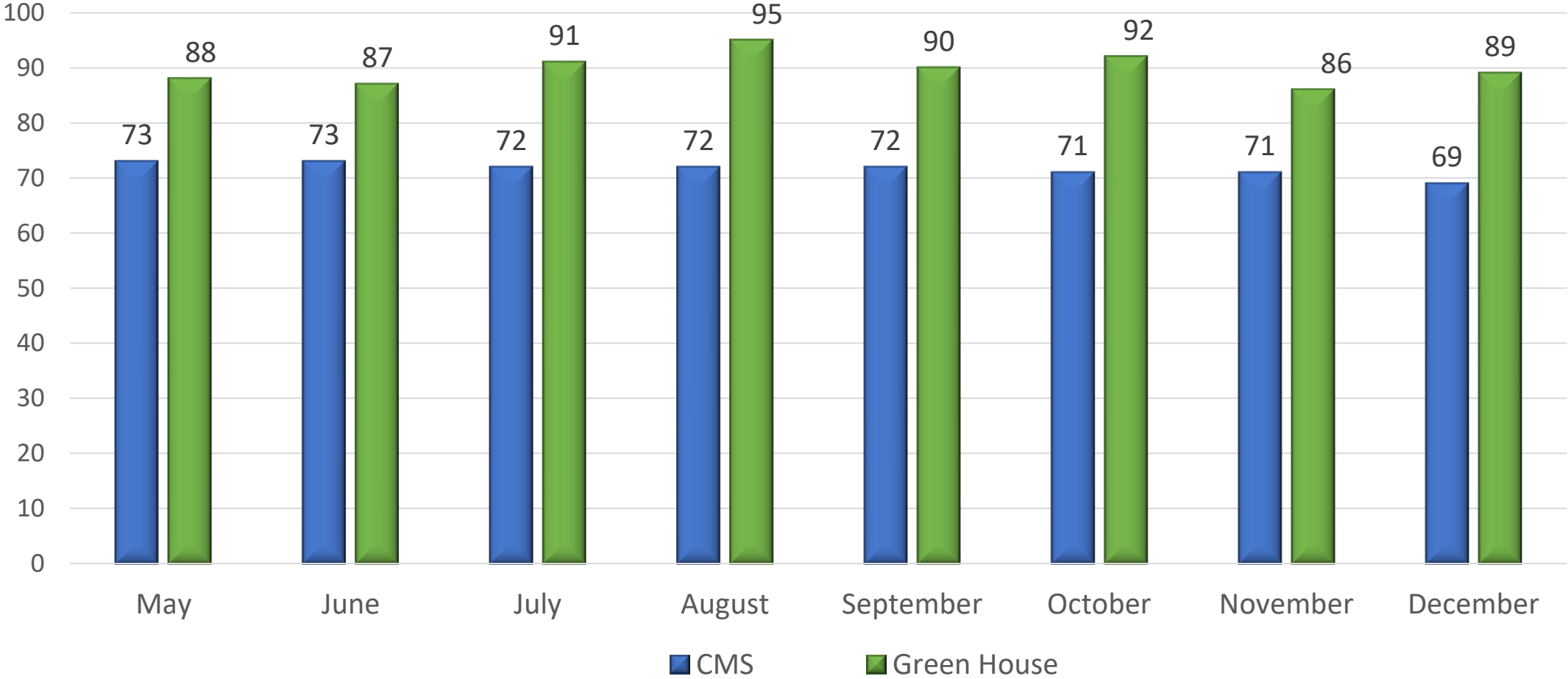
- Nontraditional nursing homes are beneficial beyond small size
 - COVID-19 cases may be fewer due to private bedrooms and bathrooms, limited ancillary staff, and fewer admissions
 - COVID-19 mortality may be less due to psychosocial factors
- However, inherent differences exist between these and other homes
 - Residents in nontraditional nursing homes may have fewer risk factors
 - Nontraditional homes are more often not-for-profit, and pay higher wages

Skilled Nursing Occupancy January 2012 – June 2020



Source: NIC MAP® Data Service
© 2020 National Investment Center for Seniors Housing & Care (NIC). All rights reserved.

CMS Data and Green House/Small House Occupancy Percentage by Month



Source: CMS COVID-19 Study database and Green House COVID-19 database

Barriers

- Regulations
 - Certificate of Need (CON)
- Funding and Financing
- Workforce



Incentives Matter!

- Incentivize public and private investment
- Eliminate regulatory barriers to entry
- Strengthen the LTSS workforce
- Expedite adoption of key model features associated with quality improvement

For more information

- Website
 - www.thegreenhouseproject.org
- Susan Ryan
 - sryan@thegreenhouseproject.org





Made for the Moment!